


# Sustainable Technology: An Urgent Need. A Primer

Emerging tech like AI, IoT, AR/VR aids sustainability but contributes to environmental impact through increased IT infrastructure. This primer emphasizes the urgency of sustainable technology and outlines a metrics-based approach.

## WHAT'S INSIDE!

- 1 The Urgent Need for Sustainable Technology
- 2 A Framework for Sustainable Technology in Datacenters
- 3 Implementing our Sustainable Technology Framework
- 4 Sustainable Technology Maturity Model



# Data Centers will become the Oil Fields of the Future

Data centers will soon be the largest contributors to emissions

**12x**  
the amount of CO2 emitted today\*

2030

**40x**  
the amount of CO2 emitted today\*

2050

Data centers will be huge consumers of water

**17x**  
the amount of water consumed today\*

**3x**  
amount of water consumed by Texas today\*

Data centers will be large contributors to landfills

**17%**  
of E-waste generated is recycled. The remainder resides in landfills in developing nations<sup>1</sup>



It is more economical today to manufacture from scratch than to recycle E-waste<sup>1</sup>

If we continue on our current trajectory data centers will leave a huge footprint on our planet.

<sup>1</sup> <https://www.statista.com/>  
<sup>2</sup> <https://theshiftproject.org/>

\*Data calculated by Lab45 using power consumption data projections till 2030



# The Urgent Need for Sustainable Technology

## Beyond Data Centers - The Impact of key ICT components

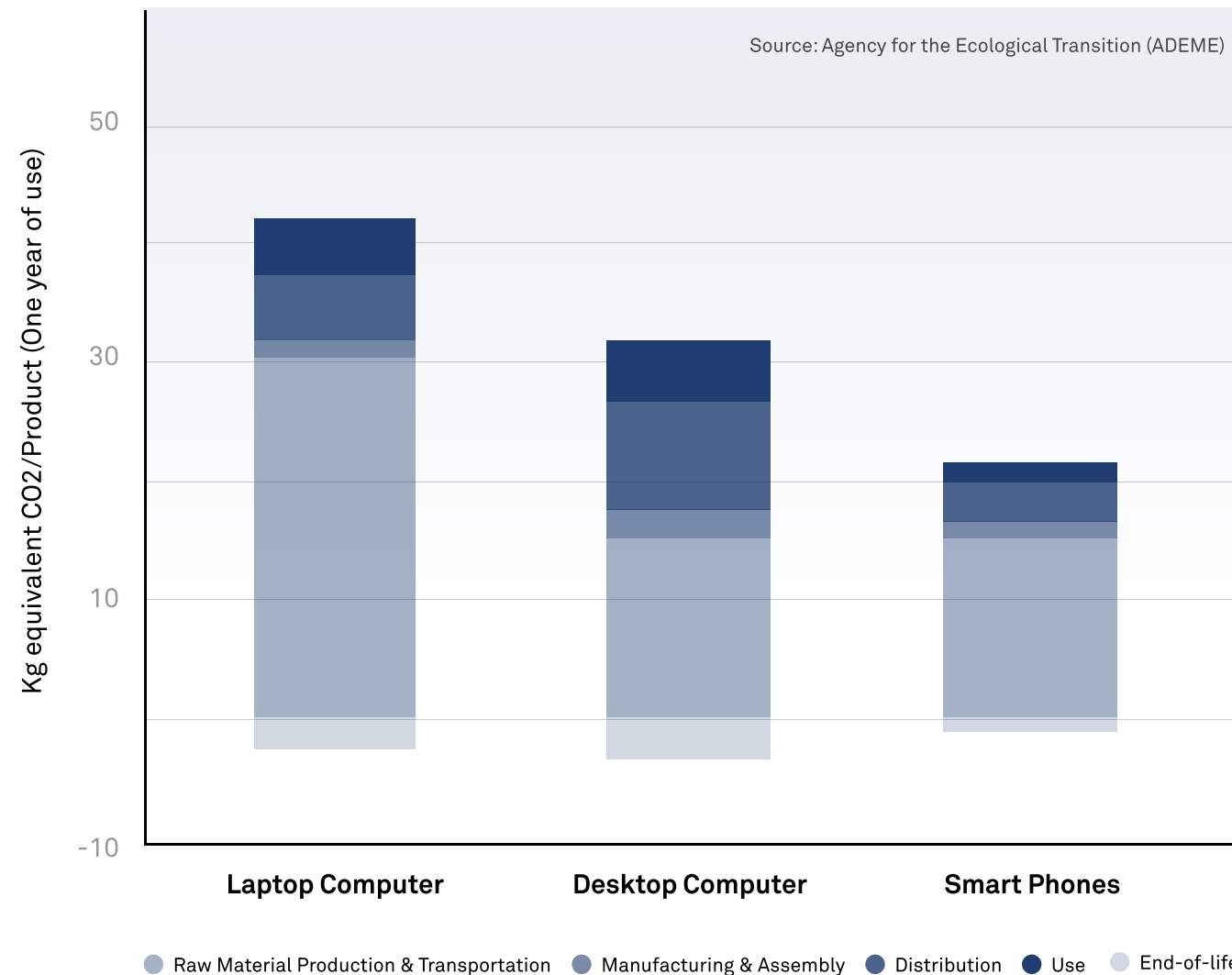
It's projected that Information and Communication Technologies (ICT) components will emit 692x the amount of CO2 as they do today\*. ICT components are used in IoT devices, smartphones, PCs, and other electronics.

**IoT devices:** Projections indicate that the number of IoT devices will reach 200 B and electricity consumption and CO2 emissions will rise by 1,200%, both by 2050. More IoT devices also results in greater storage and computing needs, contributing to the increase.

**Smartphones & PCs:** CO2 emissions and electricity consumption are expected to increase 138% and 120%, respectively, by 2050\*. It's projected that by 2050 there will be 10.75 billion active smartphones\*.

**Beyond electricity consumption and CO2 emissions, ICT components also generate large amounts of E-waste. The majority of E-waste is stored in landfills.**

Impact assessment of different phases of the ICT life cycle



Numbers that tell a story

**45%**

Manufacturing and production is responsible for 45% of the total ICT energy footprint<sup>2</sup>.

**80%**

80% of the energy costs of a smartphone occurs during its manufacturing, rather than during its use<sup>2</sup>.

1. <https://www.statista.com/>

2. <https://theshiftproject.org/>

\*Data calculated by Lab45 using power consumption data projections till 2030

# A Framework for Sustainable Technology in Datacenters

## Our Approach to Sustainable Technology

In order to address the need for technological sustainability, we developed a framework to understand the IT lifecycle. This framework consists of a stack of building blocks. Most organizations structure their IT systems along the lines of this model.

## Sustainable Technology framework

Our Sustainable Technology Framework is designed to facilitate a comprehensive and structured implementation of a sustainability strategy. Traditional IT stacks are repurposed to achieve sustainability objectives. The Framework is divided into four high-level functions (shown in blue boxes) and six sub-functions (light-grey boxes).

In the drawing, the blocks below the line have a first order effect on sustainability metrics since they represent the physical parts of IT. The blocks above the line have a second order but equally important impact since the decisions made in those blocks flow down to the bottom blocks.

▶ As the graphic to the right shows, using an example initiative of app-portfolio rationalization, the three layers on the top have indirect impact on sustainability and the three below have direct impact.

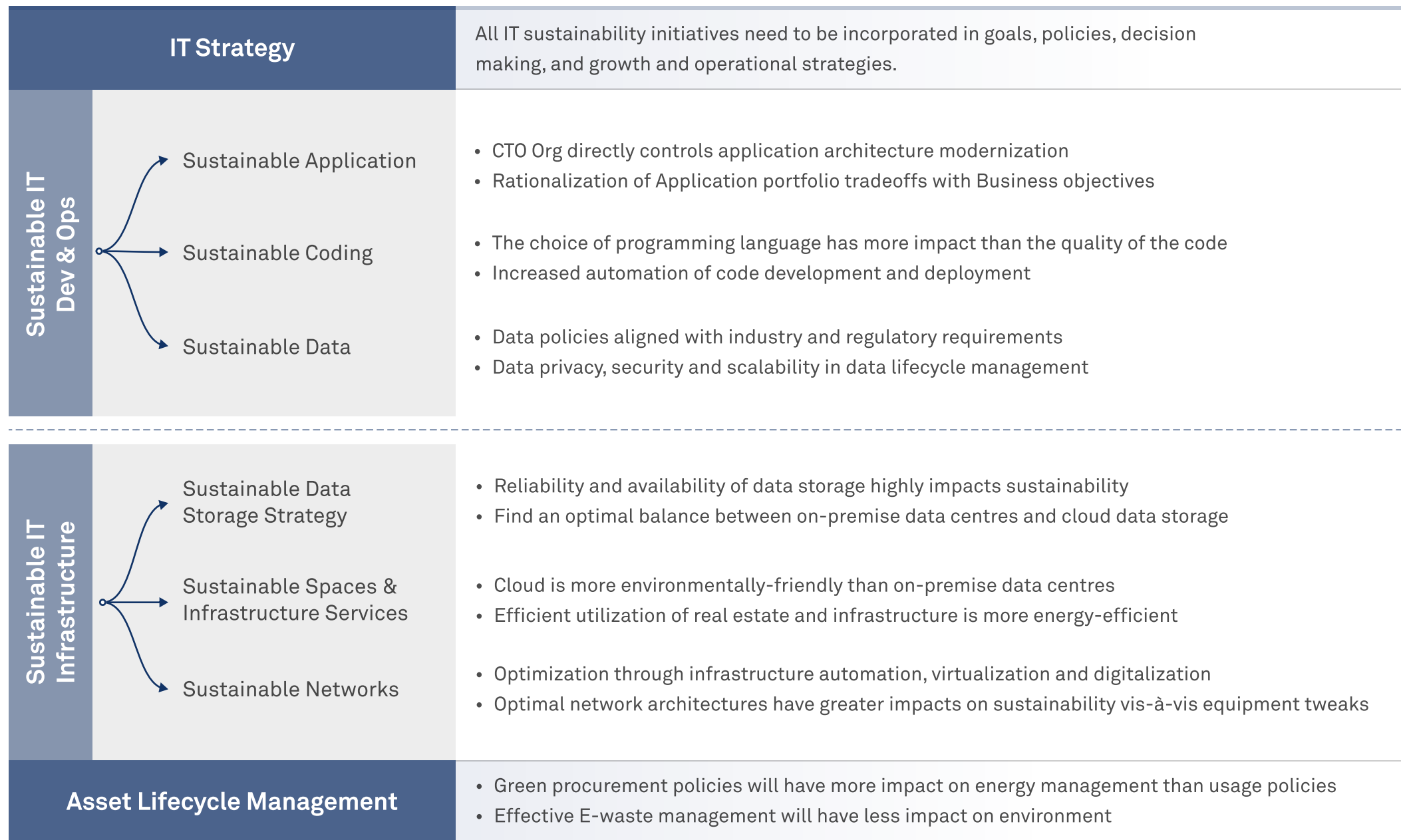
## Our Approach to Sustainable Technology



# Implementing our Sustainable Technology Framework

## Stack- level insights

As organizations move forward with sustainable strategies, we outline a few high level insights that will drive actions at each level of the stack.



## Measuring progress: key metrics

As organizations proceed with their sustainability initiatives, it is critical to measure the impact of their actions. Metrics may be derived from recommendations from firms like Sustainable IT<sup>3</sup>. They may also aligned with broader GRI and SASB sustainability standards. While some are easy to measure, others will need processes, tools and technology for accurate measurement.

Metric achievement can be benchmarked against peer firms while new goals and milestones are established to guide a firm's sustainability journey.



### Key metrics may include:

- % of electricity used
- % portfolio on renewable
- Total volume of E-waste
- % of data compressed
- Number of IT sustainability measures reported in annual reports

<sup>3</sup>. <https://www.sustainableit.org/>

# Sustainable Technology Maturity Model

<b>Technology Strategy</b>	No Strategy.	Understanding, documentation of requirements and standards.	Defining guidelines, policies, governance structure.	Implementation of defined strategies.	Continuous improvement of the defined strategies and reiteration of the same.
<b>Application</b>	Ad hoc development without synergy with sustainability.	Understanding areas of application development for sustainability.	Driving development of low code, no code apps.	Management of a Sustainable Application Portfolio.	Rationalizing the portfolio post performance analysis.
<b>Coding</b>	No KPIs for Sustainable IT goals and objectives.	Understanding developer KPIs for Sustainable IT goals and objectives.	Aligning developer KPIs for Sustainable IT goals and objectives.	Implementation of Sustainable IT goals and objectives.	Focus on addressing balance among accuracy, speed and cost.
<b>Data</b>	No processes, workflows lifecycle management of data.	Identification of data certifications, lifecycle management model and intelligent workflows for data handling.	Alignment of data certifications, lifecycle management model and intelligent workflows for data handling with company's sustainable strategy.	Implementation of data certifications, lifecycle management model and intelligent workflows for data handling.	Optimization of storage devices, locations and data transmissions.
<b>Data Centres</b>	No strategy for less data centre impact.	Defining efficient strategy and design for data centres.	Implementing efficient strategy and design for data centres.	Implementing cloud-native applications.	Optimization of data centre resources, wastage from cooling and production.
<b>Infrastructure</b>	Lack of energy efficient systems for infrastructure.	Monitoring asset lifecycle efficiency.	Defining smart asset management.	Implementation of smart asset management.	Adopting circulating for infrastructure managements.

Strategic Value

Maturity

**Level 1**

The organization has no sustainability objectives, goals, or strategies in place. The organization is taking sustainability action on an ad-hoc and as-needed basis.

**Level 2**

The organization has begun to understand the various requirements and standards. Basic documentation is in-place and teams for application or infrastructure optimization have been formed.

**Level 3**

Organizations begin to follow a more-integrated approach. They begin to manage improvement opportunities, individually and as part of a portfolio. The sustainability goals of the organization align with those of the employees.

**Level 4**

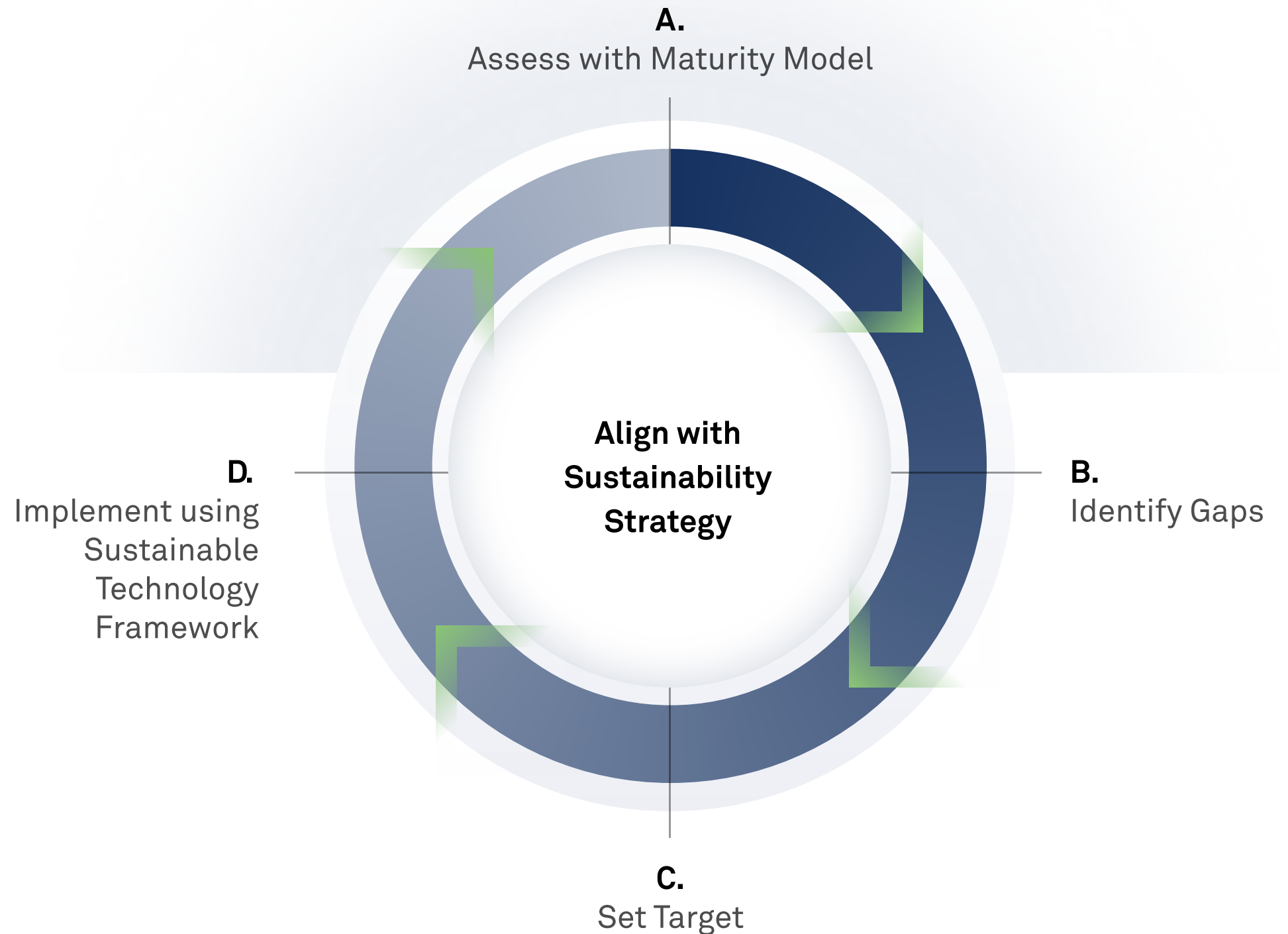
Sustainability strategy is integrated into the overall firm strategy as a transformation program. It's included in firm culture, operations, comms, and more. The firm begins to identify opportunities for greater impact.

**Level 5**

The organization is continuously evolving and acting strategically, solving for gaps and further implementing sustainability. It becomes an industry thought leader. It invests and establishes partnerships to create a greater collective impact through forums, R&D, and innovation.

# Bringing it all Together

For organizations building sustainable technology systems, we recommend an iterative process beginning with the Maturity model and ending with implementation of the Sustainable Technology Framework. We anticipate several cycles of iteration as an organization progresses in its sustainability maturity.



► The graphic on the right details how to implement the iterative process.

## Authors @lab45

Susan Kenniston  
VP, Sustainability Practice



Sujay Shivram  
Principal Strategy Consultant



Chandan Jha  
Business Researcher



Hussain S. Nayak  
Director, Business Research Institute



## Contributors @lab45

Poonam Pawar  
Business Researcher



Deepika Maurya  
Business Researcher



Anju James K  
Business Researcher



Abhigyan Malik  
Strategy Consultant



Lab45 is a visionary space developing ground-breaking solutions to foster and accelerate ideation throughout Wipro.

At Lab45, engineers, research analysts, and scientists come together to infuse creative ways of incubating solutions for customers that will transform the future. It is a space filled with ambition at the vanguard of far-reaching research across cutting-edge technologies.

Established with the Silicon Valley culture of free-flowing creativity, Lab45's goal is to make bold ideas a reality and to invent the future of enterprise. So come, collaborate, and see what happens when ideas are left unbound.

Feedback

Click to Know More

It will take less than a minute!

---

Disclaimer: This report was created using various sources such as expert interviews, internet reports, website research and media releases. This information is collated in good faith and used on an as is and as available basis by us. Our reports should only be construed as guidance. We assert that any business or investment decisions should not be based purely on the information presented in our reports. Information included in the reports. We do not guarantee or take responsibility for the accuracy, completeness, reliability and usefulness of any information. The opinion expressed in the reports is our current opinion based on the prevailing market trends and is subject to change.





**Ambitions Realized.**

---

**Wipro Limited**

Doddakannelli  
Sarjapur Road  
Bengaluru – 560 035  
India

Tel: +91 (80) 2844 0011

**wipro.com**

Wipro Limited (NYSE: WIT, BSE: 507685, NSE: WIPRO) is a leading technology services and consulting company focused on building innovative solutions that address clients' most complex digital transformation needs. Leveraging our holistic portfolio of capabilities in consulting, design, engineering, and operations, we help clients realize their boldest ambitions and build future-ready, sustainable businesses. With over 250,000 employees and business partners across 66 countries, we deliver, on the promise of helping our customers, colleagues, and communities thrive in an ever-changing world.